




FORBES & WALKER TEA BROKERS PVT LTD

WEEKLY TEA MARKET REPORT

SALE NO

16

22ND/24TH
APRIL 2024



Overall Market

	QTY (M/KGS)	DEMAND
Ex-Estate	0.66	Irregular
High & Medium	0.81	Fair
Leafy	0.55	Fair
Semi-Leafy	0.44	Fair
Tippy/Small Leaf	0.74	Fair
Premium Flowery	0.04	Good
Off Grade	1.02	Less
Dust	0.42	Fair
Total	4.68	Fair general

ORDER OF SALE

SALE NO : 16

22ND/24TH APRIL 2024

EX-ESTATE

Ceylon Tea Brokers PLC

Eastern Brokers Ltd

Forbes & Walker Tea Brokers (Pvt) Ltd

Asia Siyaka Commodities PLC

Mercantile Produce Brokers (Pvt) Ltd

Bartleet Produce Marketing (Pvt) Ltd

Lanka Commodity Brokers (Pvt) Ltd

John Keells PLC

LG LARGE LEAF LG SMALL LEAF/BOPI/ PREMIUM

Bartleet Produce Marketing (Pvt) Ltd

Mercantile Produce Brokers (Pvt) Ltd

Eastern Brokers Ltd

Forbes & Walker Tea Brokers (Pvt) Ltd

Lanka Commodity Brokers (Pvt) Ltd

John Keells PLC

Asia Siyaka Commodities PLC

Ceylon Tea Brokers PLC

HIGH & MEDIUM/OFFGRADE /DUST

Mercantile Produce Brokers (Pvt) Ltd

Asia Siyaka Commodities PLC

John Keells PLC

Eastern Brokers Ltd

Ceylon Tea Brokers PLC

Lanka Commodity Brokers (Pvt) Ltd

Bartleet Produce Marketing (Pvt) Ltd

Forbes & Walker Tea Brokers (Pvt) Ltd

AUCTION DETAILS

AT THIS WEEK'S SALE 9,565 LOTS TALLING 4,681,434 KGS WERE ON OFFER. THE BREAKDOWN IS AS FOLLOWS:

	LOTS	QUANTITY
Ex Estate	675	657,769
Main Sale - High & Medium	1,764	811,478
Low Grown - Leafy	1,572	553,786
Low Grown - Semi Leafy	1,107	436,209
Low Grown - Tippy	1,637	740,009
Premium Flowery	275	38,880
Off Grades	2,054	1,020,007
Dust	481	423,296
Total	9,565	4,681,434
Re - Prints	972	438,004

SETTLEMENT DATES

26/04/2024 30/04/2024 02/05/2024

10% Payment

Buyers Prompt

Sellers Prompt

Quality

Westerns were lower to last. Nuwara Eliyas were barely maintained. Uva/Uda Pussellawas showed no significant change, whilst the Low Grown were similar to last.

COMMENTS

Auction offerings declined to 4.6 M/Kgs this week. There was fair demand.

Ex-Estate offerings too declined and totalled 0.60 M/Kgs from 0.70 M/kgs the previous week. Overall quality of teas were not as useful and perhaps in the backdrop of the limited availability, prices were reasonably maintained.

Best Western BOP/BOPF's, where quality was maintained, were mostly firm, whilst the others declined by Rs. 50 per kg and more following quality. In the Below Best category, a few select coloury BOP's appreciated following special inquiry, whilst the others were firm and up to Rs. 50 per kg easier. Corresponding BOPF's sold around last. At the lower end, BOP's were barely steady, whilst the corresponding BOPF's were Rs. 20-30 per easier except for select clean leaf coloury sorts which sold around last week's levels. Nuwara Eliyas' continued to sell well. Uda Pussellawa BOP's were barely maintained, whilst the corresponding BOPF's were Rs. 20-30 per kg easier. Uvas' were barely maintained.

High & Medium Grown CTC's - BP1's had hardly any offerings. PF1's - Better teas were firm and up to Rs. 50 per kg easier, whilst the poorer sorts particularly in the Mid Grown category were often neglected. Corresponding Low Grown varieties - BP1's were generally firm, whilst the PF1's too were generally firm except for the poorer sorts which declined by up to Rs. 50 per kg on average.

Low Grown comprised of 1.73 M/Kgs and all categories met with fair demand. Shippers to the CIS, Türkiye and Iran were active, in general.

In the Leafy/Semi-Leafy catalogues, BOP1's in general were firm, whilst the OP1's were lower. Well-made OP's were firm, whilst the balance were easier. OPA's, in general, were lower. PEK's were firm to dearer. Select Best PEK1's were easier, whilst the balance were firm to selectively dearer.

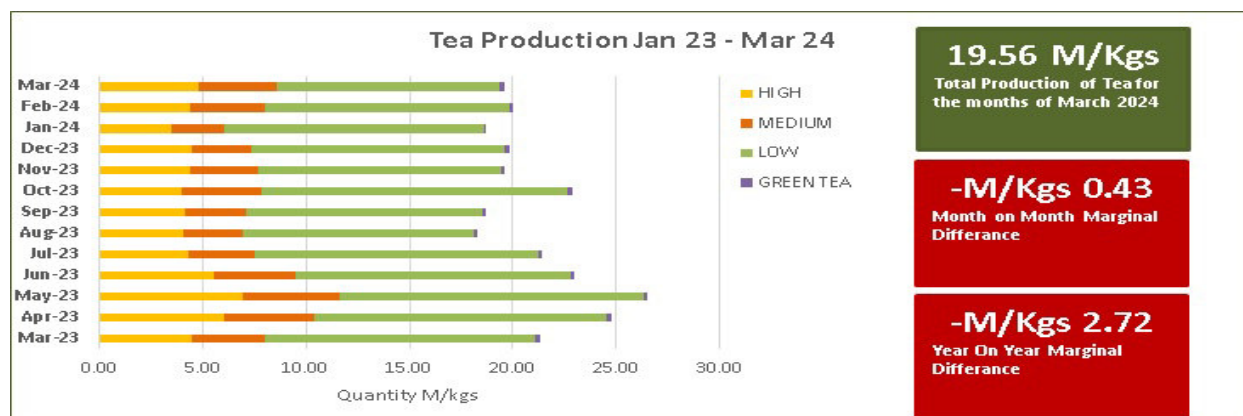
In the Tippy catalogues, FBOP's in general were firm, whilst the bolder varieties were firm to selectively dearer. Well-made FF1's together with the clean leaf Below Best were firm, whilst the balance were easier following quality.

In the Premium catalogues, Very Tippy teas met with good demand and were substantially dearer. Best and Below Best varieties too were dearer to a lesser extent, whilst the balance sold around last levels.

NOTE

Next week's Auction (Sale No. 17) is scheduled for Monday, 29 and Tuesday, 30 April 2024

NATIONAL TEA PRODUCTION



- Production for the Month was recorded at 19.56 M/Kgs in March 2024 (↓ of 2.72 M/Kgs)
- Cumulative Quantity produced stands at 58.16 M/Kgs (↓ of 1.35 M/Kgs)

March 2024/2023/2022

* Sri Lanka Tea Production for the month of March 2024 totalled 19.56 M/Kgs, recording a decline of 2.72 M/Kgs vis-à-vis 22.28 M/Kgs of March 2023. High and Mid Grown elevations have shown an increase, whilst the Low Grown elevation shows a decrease of 2.93 M/Kgs in comparison with the corresponding month of 2023.

* Compared to 22.24 M/Kgs of March 2022, the corresponding month shows a decrease of 2.68 M/Kgs (Refer table below).

ELEVATION	TOTAL	TOTAL	(2024-2023)		TOTAL	(2024-2022)	
	2024	2023	Variance (M/Kgs)	%	2022	Variance (M/Kgs)	%
HIGH	4,854,723	4,840,981	0.01	0.28%	5,122,116	-0.27	-5.22%
MEDIUM	3,766,513	3,492,882	0.27	7.83%	3,376,081	0.39	11.56%
LOW	10,768,968	13,703,631	-2.93	-21.42%	13,627,607	-2.86	-20.98%
GREEN TEA	176,731	248,211	-0.07	-28.80%	117,253	0.06	50.73%
TOTAL	19,566,935	22,285,705	-2.72	-12.20%	22,243,057	-2.68	-12.03%

January-March 2024/2023/2022

* January-March 2024 cumulative production totalled 58.16 M/Kgs, recording a decrease of 1.35 M/Kgs vis-à-vis 59.51 M/Kgs of January-March 2023. Compared to the corresponding period in 2023, High and Mid Grown elevations have shown positive variances, whilst the Low Grown elevation shows a decrease.

* Compared to 63.33 M/Kgs of January-March 2022, cumulative production of 2024 shows a decrease of 5.17 M/Kgs. On a cumulative basis, High and Low Grown elevations show a decrease, whilst the Mid Grown elevation shows a positive variance over the corresponding period of 2022 (Refer table below).

ELEVATION	TOTAL	TOTAL	(2024-2023)		TOTAL	(2024-2022)	
	2024	2023	Variance (M/Kg)	%	2022	Variance (M/Kg)	%
HIGH	12,784,370	12,582,103	0.20	1.61%	14,865,263	-2.08	-14.00%
MEDIUM	9,882,329	8,929,672	0.95	10.67%	9,813,558	0.07	0.70%
LOW	34,988,718	37,402,316	-2.41	-6.45%	38,167,320	-3.18	-8.33%
GREEN TEA	510,001	600,280	-0.09	-15.04%	489,569	0.02	4.17%
TOTAL	58,165,418	59,514,371	-1.35	-2.27%	63,335,710	-5.17	-8.16%

CROP AND WEATHER

FOR THE PERIOD 16th - 22nd April 2024

Western/Nuwara Eliya Regions



The Western Region reported bright mornings and gloomy evenings with occasional showers, whilst the Nuwara Eliya Region reported sunny weather throughout the week. The Department of Meteorology expects afternoon showers in the Western Region in the week ahead.

Uva/Udapussellawa Regions



The Uva and Udapussellawa regions reported bright weather throughout the week. Misty mornings and afternoon/night showers are expected in the Uva Region in the week ahead according to the Department of Meteorology.

Low Grown



Sunny weather was reported in the Low Grown Region throughout the week. According to the Department of Meteorology, misty mornings and evening showers are expected in the Low Grown Region in the week ahead.

Crop

The Nuwara Eliya, Uva, Udapussellawa and Low Grown regions reported an increase in the crop intake, whilst the Western Region showed a decline.

HIGH GROWN TEAS

■ Incline from last week
■ Decline from last week
■ Static Market

BOP

Best Western's, where quality was maintained, prices were mostly firm, whilst the others declined by Rs. 50 per kg and more following quality. In the Below Best category, a few select coloury teas appreciated following special inquiry, whilst the others were firm and up to Rs. 50 per kg easier. Teas at the lower end of the market were barely steady. Nuwara Eliya's continued to sell well though prices tend to fluctuate following quality. Uva/Uda Pussellawa's were barely steady.

BOPF

Best Western's, where quality was maintained, were mostly firm, whilst the others were irregular and easier by up to Rs. 50 per kg. Teas in the Below Best category continued to sell around last. Plainer clean leaf types were firm, whilst the others were irregular and Rs. 20-30 per kg easier. Nuwar Eliya's were firm and Rs. 20-30 per kg dearer. Uda Pussellawa's were Rs. 20-30 per kg easier. Uva's were generally firm.

OP/OPA

OP's, in general, were irregular following quality. Well-made OPA's were dearer by Rs. 50 per kg, whilst teas at the lower end were firm to dearer.

PEKOE/PEKOE1

A limited selection of flavoury PEK's that were available were irregularly dearer. Orthodox Leafy PEK's, in general, were easier. PEK1's appreciate by Rs. 50-100 per kg and more as the sale progressed. Best Rotovane PEK's were irregular and mostly lower, whilst the others and poor sorts decline by Rs. 40-60 per kg.

FBOP/FBOPF1

A limited selection of well-made flavoury FBOP's were firm to easier. Well-made Orthodox Leafy FBOP/FF1's were easier by Rs. 50-100 per kg and more at times, whilst teas at the lower end declined by a similar margin.

QUOTATIONS LKR

SALE DTE	BOP		BOPF		PEKOE/FBOP		OP	
	16/17 Apr	22/24 Apr	16/17 Apr	22/24 Apr	16/17 Apr	22/24 Apr	16/17 Apr	22/24 Apr
Best Westerns	1280-1800	1280 - 1650	1360-1600	1360 - 1600	1300-1600	1320 - 1600	1080-1600	1060 - 1360
Below Best Westerns	1100-1240	1160 - 1240	1280-1340	1260 - 1320	980-1280	960 - 1300	900-1060	880 - 1040
Plainer Westerns	1000-1060	1020 - 1100	1200-1260	1160 - 1240	820-960	820 - 940	820-880	820 - 860
Nuwara Eliyas	1240-1480	1420 - 1500	1360	1240 - 1420	1080-1750	1020 - 1900	1600-1800	1260 -
Brighter Udupussellawas	1180	1040 - 1100	1160-1240	1180 - 1240	1220-1650	1180 - 1750	1040-1400	1000 - 1380
Other Udupussellawas	960-1080	N/A	980-1140	940 - 1160	840-1200	820 - 1160	820-1020	830 - 980
Best Uvas	1180-1460	1140 - 1160	1200-1260	1200 - 1280	1280-1750	1200 - 1850	1220-1440	1180 - 1420
Other Uvas	1120	N/A	N/A	N/A	860-1260	840 - 1180	850-1200	840 - 1160

MEDIUM GROWN TEAS

■ Incline from last week
■ Decline from last week
■ Static Market

BOP Sold around last week's levels.

BOPF Clean leaf coloury sorts were firm, whilst the others were firm to marginally easier.

OP/OPA OP's, in general, were irregular following quality. Well-made OPA's were dearer by Rs. 50 per kg, whilst teas at the lower end were firm to dearer.

PEKOE/PEKOE1 PEK's, in general, were firm on last. PEK1's appreciated by Rs. 50-100 per kg and more as the sale progressed.

FBOP/FBOPF1 Select Best FBOP's were irregularly easier. Other well-made FBOP/FF1s were easier by Rs. 50-100 per kg, whilst the others at the lower end declined by a similar margin.

QUOTATIONS LKR SALE DTE	BOP		BOPF		PEKOE/FBOP		OP	
	16/17 Apr	22/24 Apr	16/17 Apr	22/24 Apr	16/17 Apr	22/24 Apr	16/17 Apr	22/24 Apr
Good Mediums	1380-1850	1320 - 1800	1220-1340	1100 - 1280	1300-2050	1260 - 2100	1220-1500	1180 - 1420
Other Mediums	900-1300	N/A	1000-1140	910 - 1020	860-1280	840 - 1240	840-1200	820 - 1160

UNORTHODOX / CTC TEAS

HIGH GROWN BP1s - Hardly any offerings. PF1s - Declined by up to Rs. 50 per kg.

MEDIUM GROWN BP1s - Irregular and easier. PF1s - Better sorts were firm, whilst the others were irregular and easier with the poorest being neglected.

LOW GROWN BP1s - Generally firm. PF1s - Barely steady and here again, the poorest sorts declined by Rs. 50 per kg on average.

QUOTATIONS LKR SALE DTE	BP1		PF1	
	16/17 Apr	22/24 Apr	16/17 Apr	22/24 Apr
High Grown	N/A	N/A	1100-1360	1080 - 1320
Medium Grown	N/A	1200 - 1220	1080-1280	1100 - 1280
Low Grown	1340-1360	1300 - 1360	980-1650	960 - 1600

OFF GRADES

■ Incline from last week
■ Decline from last week
■ Static Market

FGS1/FGS

Select Best varieties declined by Rs. 20-40 per kg, whilst the Below Best varieties which commenced irregularly easier gained by Rs. 20-30 per kg towards the latter part of the sale. Teas at the bottom end of the market were firm. Low Grown, in general, declined by Rs. 20-30 per kg. CTC's - High Grown declined by Rs. 20-30 per kg, whilst the balance maintained.

BROKENS

Main Grade reducer varieties in the Best category declined substantially, whilst the balance were easier by Rs. 25-50 per kg. Below Best varieties together with the poorer sorts declined by Rs. 20-40 per kg following quality.

BOP1A

Main Grade reducer varieties in the Best category were firm, whilst the balance were easier by Rs. 20-30 per kg. Below Best varieties were easier by Rs. 30-40 per kg, whilst the poorer sorts declined by Rs. 20-30 per kg.

QUOTATIONS LKR

SALE DTE	HIGH		MEDIUM		LOW	
	16/17 Apr	22/24 Apr	16/17 Apr	22/24 Apr	16/17 Apr	22/24 Apr
Better Fannings (Orthodox)	820-1260	790 - 1260	880-1100	840 - 980	830-960	800 - 1040
Better Fannings (CTC)	880-960	820 - 890	810-900	780 - 940	800-1100	780 - 1380
Other Fannings (Orthodox)	720-800	700 - 780	650-820	660 - 800	620-820	610 - 790
Other Fannings (CTC)	N/A	N/A	740-760	740 - 750	630-720	660 - 720
Good Brokens	770-1180	750 - 1180	770-1220	740 - 980	780-1420	760 - 1380
Other Brokens	580-750	640 - 720	610-750	600 - 720	560-760	590 - 740
Better BOP1As	790-1200	750 - 870	800-1280	760 - 1000	820-1380	760 - 1380
Other BOP1As	690-750	720 - 740	630-770	710 - 740	600-760	620 - 740

DUSTS

DUST1

Select Best Dust1's were firm, whilst the Best Dust1's were firm to easier by Rs. 20-40 per kg. Below Best types together with the poorer sorts were firm to easier by Rs. 30-40 per kg. Low Grown - Best varieties depreciated substantially by Rs. 100-150 per kg, whilst the others were firm to easier by Rs. 20-40 per kg. The Below Best varieties together with the poorer sorts were easier by Rs. 30-50 per kg. Best High & Medium Grown CTC's were firm to dearer by Rs. 20-40 per kg. The Below Best varieties together with the poorer sorts too followed a similar trend. Low Grown varieties were easier by Rs. 20-30 per kg.

DUST

Clean leaf secondaries declined by Rs. 20-40 per kg, whilst the poorer sorts were mostly firm. Best Low Grown varieties appreciated selectively, whilst the poorer sorts were mostly firm.

QUOTATIONS LKR

SALE DTE	HIGH		MEDIUM		LOW	
	16/17 Apr	22/24 Apr	16/17 Apr	22/24 Apr	16/17 Apr	22/24 Apr
Better Primary Dust (Orthodox)	1320-1650	1300 - 1700	1040-1180	1060 - 1260	870-1320	840 - 1100
Better Primary Dust (CTC) P. Dust	1080-1260	1100 - 1300	1060-1260	1060 - 1280	1150-1480	1120 - 1440
Below Best Primary Dust (Orthodox)	1060-1270	1020 - 1280	870-1060	940 - 1040	800-920	770 - 820
Other Primary Dust (CTC) P. Dust	980-1060	1050 - 1100	940-1020	740 - 1040	1040-1120	800 - 1060
Other Primary Dust (Orthodox)	850-1040	780 - 1000	680-900	680 - 920	680-780	710 - 760
Better Secondary Dust	1050-1260	1040 - 1220	830-980	850 - 1100	800-880	900 - 1240
Other Secondary Dust	850-1020	780 - 1000	800-920	750 - 840	720-860	600 - 880

LOW GROWN TEAS

■ Incline from last week
■ Decline from last week
■ Static Market

FBOP/FBOP1	Well-made FBOP's together with the clean leaf Below Best and the clean leaf teas at the bottom were firm, whilst the bolder varieties were firm to selectively dearer. FBOP1's, in general, were firm.
BOP	BOP's, in general, were firm.
BOP1	BOP1's, in general, were firm.
OP1	OP1's, in general, were lower.
OP	Few Select Best OP's together with the Best varieties maintained, whilst the Below Best and poorer sorts were easier.
OPA	Select Best OPA's were substantially lower. The Best and Below Best too were easier to a lesser extent, whilst the teas at the bottom maintained.
PEKOE	PEK's, in general, were firm to dearer. Select Best PEK1's declined, whilst the balance were firm to dearer.
BOPF	Well-made BOPF's together with a few clean leaf Below Best sold around last levels, whilst the balance were lower following quality.
FBOPF/FBOPF1	Very Tippy teas met with good demand and were substantially dearer. Best and Below Best varieties too were dearer to a lesser extent, whilst the balance sold around last levels. Well-made FF1's together with a few clean leaf Below Best were firm, whilst the balance were easier following quality.

QUOTATIONS LKR SALE DTE	SELECT BEST		BEST		BELOW BEST		OTHERS	
	16/17 Apr	22/24 Apr	16/17 Apr	22/24 Apr	16/17 Apr	22/24 Apr	16/17 Apr	22/24 Apr
FBOP 1	1700-2150	1700 - 2150	1500-1600	1500 - 1600	1350-1400	1350 - 1400	1000-1100	1000 - 1100
FBOP	2300-2500	2300 - 2500	1700-1800	1700 - 1800	1400-1450	1450 - 1500	1100-1150	1150 - 1200
BOP 1	2450-3900	2450 - 4000	1900-2400	1900 - 2400	1300-1750	1300 - 1750	900-1280	900 - 1280
BOP	1800-2000	1800 - 2000	1500-1550	1500 - 1550	1250-1350	1250 - 1350	1100-1150	1000 - 1100
BOPF	1450-1700	1450 - 1700	900-1000	900 - 1000	800-850	800 - 850	750-800	750 - 800
FBOPF (TIPPY)/FBOPF SP	5000-5500	5500 - 6000	3600-4300	3800 - 4500	2200-2800	2300 - 2900	1100-1200	1100 - 1200
FBOPF 1	1800-1900	1800 - 1900	1600-1700	1600 - 1700	1350-1400	1300 - 1350	1150-1200	1100 - 1150
FBOPF	1700-2000	1700 - 2000	1300-1400	1300 - 1400	1200-1300	1200 - 1300	1000-1100	1000 - 1100
OP 1	3350-4000	3250 - 3950	2350-3300	2250 - 3200	1750-2300	1700 - 2200	750-1700	750 - 1650
OP	1600-1900	1600 - 2500	1400-1550	1400 - 1550	1340-1380	1280 - 1380	900-1320	880 - 1260
OPA	1460-2000	1460 - 1850	1340-1440	1300 - 1440	1200-1320	1200 - 1280	850-1180	850 - 1180
PEKOE	1340-2150	1360 - 2200	1200-1320	1200 - 1340	960-1180	960 - 1180	800-940	800 - 940
PEK 1	1420-2350	1500 - 2100	1300-1400	1360 - 1480	1060-1280	1060 - 1340	800-1040	800 - 1040

WESTERN MEDIUM			
Doombagastalawa	BOP	@	1800
Craighead	BOP	@	1750
Rilagala	BOPSp	@	1600
Doombagastalawa	BOPSp	@	1460
Rozella	BOPF/BOPFSp		1280
Doombagastalawa	BOPF/BOPFSp	@	1020
Rilagala	BOPF/BOPFSp	@	1020
Orange Field	BOPF/BOPFSp		1020
Craighead	BOP1	@	2150
Dartry Valley	FBOP/FBOP1	@	2100
Doombagastalawa	FBOP/FBOP1	@	1950
Harangalla	FBOP/FBOP1	@	1950
Harangalla	FBOPF/FBOPF1	@	1800
Ancoombra	FBOPF/FBOPF1		1800
Hatale	FBOPF/FBOPF1		1800
Craighead	FBOPF/FBOPF1	@	1650
Ingurugala	OP/OPA		1420
Cooroondoowatte	OP/OPA	@	1400
Galgewatta	OP/OPA		1400
Dartry Valley	OP/OPA		1400
Dartry Valley	OP1		1800
Harangalla	OP1	@	1750
Harangalla	PEK/PEK1	@	2000
Doombagastalawa	PEK/PEK1	@	1900
WESTERN HIGH			
Somerset	BOP	@	1650
Wattegodde	BOP	@	1550
Bearwell	BOP	@	1500
Great Western	BOPSp	@	1440
Robgill	BOPF/BOPFSp		1600
Bearwell	BOPF/BOPFSp		1600
Stockholm	BOPF/BOPFSp		1550
Alton	BOPF/BOPFSp	@	1500
Weddemulla	BOP1		1500
Torrington	FBOP/FBOP1	@	1500
Weddemulla	FBOPF/FBOPF1		1550
Queensberry	FBOPF/FBOPF1	@	1500
Inverness	FBOPF/FBOPF1		1500
Bambrakelly	OP/OPA	@	1360
Inverness	OP/OPA		1360
St Andrews	OP/OPA		1360
Torrington	OP1	@	1650
St Andrews	OP1		1650
Frotoft Super	PEK/PEK1		1600
Bogahawatte	PEK/PEK1		1600
NUWARA ELIYAS			
Lovers Leap	BOP		1550

NUWARA ELIYAS			
Mahagastotte	BOP	@	1440
Mahagastotte	BOPF/BOPFSp	@	1420
Lovers Leap	FBOP/FBOP1		1900
Court Lodge	FBOP/FBOP1	@	1550
Kenmare	OP/OPA		1260
Court Lodge	PEK/PEK1	@	1300
Kenmare	PEK/PEK1		1300
UDAPUSSELLAWAS			
Alma	BOP		1500
Kirklees	BOPSp		1020
Kirklees	BOPF/BOPFSp		1280
Alma	BOP1		1750
Delmar	FBOP/FBOP1	@	1750
Blairlmond	FBOP/FBOP1	@	1750
Delmar	FBOPF/FBOPF1	@	1600
Alma	OP/OPA		1380
Gampaha	OP/OPA		1380
Alma	OP1		1700
Alma	PEK/PEK1		1850
Blairlmond	PEK/PEK1	@	1340
Gonapitiya	PEK/PEK1		1340
LOW GROWNS			
Ceciliyan	BOP		2100
Kiruwanaganga	BOPSp		1800
Stream Line	BOPSp		1800
Pothotuwa	BOPF	@	1850
Parakaduwa Super	BOPFSp		1900
Andaradeniya Super	BOPFSp		1800
Talgaswella	BOPFSp	@	1750
Sithaka	FBOP		2700
Adams View	FBOP	@	2350
Golden Garden	FBOP		2350
Hidellana	FBOP1	@	2300
Gunawardena	FBOP1	@	2250
Ceciliyan	FBOP1		2250
New Laksakanda	FBOPF		2050
Gunawardena	FBOPF	@	2000
Lumbini	FBOPF1		2050
Sithaka	BOP1		4000
Pothotuwa	OP1	@	3950
Sithaka	OP1		3950
Kiruwanaganga	OP	@	2500
Dampahala	OPA		1850
Lumbini	PEK		2200
Galatara	PEK1		2100
New Batuwangala	PEK1		2100
Pothotuwa	PEK1	@	2050

UVA MEDIUM			
Dickwella	BOP	@	1600
Demodera 'S'	BOP	@	1600
Blossoms Uva Tea	BOPSp	@	1550
Dickwella	BOPF/BOPFSp	@	1500
High Spring	BOPF/BOPFSp		1340
El Teb	BOPF/BOPFSp	@	1260
Demodera 'S'	BOP1	@	2050
Sarnia Plaiderie	FBOP/FBOP1	@	2000
Aruna Keppetipola	FBOP/FBOP1		2000
Sarnia Plaiderie	FBOPF/FBOPF1	@	1650
Haputale Super	FBOPF/FBOPF1	@	1600
Blossoms Uva	FBOPF/FBOPF1	@	1600
Misty Uva Tea	OP/OPA	@	1420
Aruna Passara	OP/OPA		1420
Wewesse	OP/OPA		1420
Misty Uva	OP1	@	1700
Ury	OP1		1700
Blossoms Uva Tea	PEK/PEK1	@	2000
UVA HIGH			
Glenanore	BOP	@	1600
Spring Valley	BOPSp	@	1600
Uva Highlands	BOPF/BOPFSp	@	1360
Bandaraeliya	BOPF/BOPFSp	@	1280
Kelliebedde	BOPF/BOPFSp	@	1240
Uva Highlands	BOP1	@	1750
Gonamotawa	FBOP/FBOP1	@	1850
Aislaby	FBOP/FBOP1		1850
Glenanore	FBOPF/FBOPF1	@	1700
Gonamotawa	FBOPF/FBOPF1	@	1600
Mount Uva	OP/OPA		1420
Glenanore	OP/OPA	@	1380
Craig	OP/OPA		1380
Oodoowerre	OP1		1750

UVA HIGH			
Uva Highlands	OP1		1750
Spring Valley	OP1	@	1650
Mahadowa	OP1	@	1650
Craig	OP1		1650
Glenanore	PEK/PEK1	@	1600
Gonamotawa	PEK/PEK1	@	1600
Aislaby	PEK/PEK1	@	1600
Mount Uva	PEK/PEK1		1600
Ellathota Uva	PEK/PEK1	@	1550
Craig	PEK/PEK1		1550
UNORTHODOX HIGH			
Dunsinane CTC	PF1		1320
Mount Vernon CTC	BP1		900
UNORTHODOX MEDIUM			
New Peacock CTC	PF1		1280
Delta CTC	BP1		1220
UNORTHODOX LOW			
Hingalgoda CTC	PF1		1600
Ceciliyan CTC	BP1	@	1360
PREMIUM FLOWERY			
New Hopewell	FBOPFSp		5950
Torrington	FBOPFEXSP	@	6400
Kamarangapitiya	FBOPFEXSP1	@	7000
DUSTS			
Mattakelle	DUST 1		1440
Ceciliyan CTC	PD		1440
Kalubowitiyana CTC	PD		1440
OFF GRADES			
Agra Ouvah	FGS/FGS1	@	1260
Hingagoda CTC	PFGS		1380
Talangaha	BM		1140
Avissawella	BP		1380
Chandrika Estate	BOP1A		1380

QUANTITY SOLD

DURING THE PERIOD 15TH-20TH APRIL 2024	WEEKLY (KGS)		TODATE (KGS)	
	2024	2023	2024	2023
PRIVATE SALES	116,397	99,960	1,415,481	1,185,600
PUBLIC AUCTION	4,450,606	4,654,433	69,452,130	67,442,300
FORWARD CONTRACTS	40,125	36,440	309,405	628,080
DIRECT SALES	NIL	NIL	NIL	NIL
TOTAL	4,607,128	4,790,833	71,177,016	69,255,980
BMF EXCLUDED FROM PRIVATE SALE	57,900	66,435	506,941	1,976,297

(QUANTITY SOLD AND THE AVERAGE PRICE PER AUCTION)

	Quantity (M/kgs)			AVG Price (LKR)			Avg Price (USD)		
	2024	2023	2022	2024	2023	2022	2024	2023	2022
03RD APRIL 2024	4.44	4.69	4.94	1234.59	1262.41	1190.30	4.07	3.82	4.70
17TH APRIL 2024	4.45	4.65	4.71	1228.35	1259.69	1370.54	4.16	4.03	4.18

Source: Central Bank of Sri Lanka / Buying Rates

RATES OF EXCHANGE

SRI LANKA RUPEE APPROX PER UNIT OF CURRENCY

YEAR	2024	2023	2022
USD	297	313.26	333.88
STG.PD	366.25	390.76	428.58
EURO	315.26	345.79	362.94
YEN	1.91	2.32	2.63

Source: Central Bank of Sri Lanka / Buying Rates

PUBLIC AUCTION/GROSS SALES AVERAGE

SALE NO 15 16TH/17TH APRIL 2024	WEEKLY(LKR)			TODATE (LKR)			WEEKLY(USD)			TODATE(USD)		
	2024	2023	2022	2024	2023	2022	2024	2023	2022	2024	2023	2022
Uva High Grown	1128.06	1149.77	1220.53	1117.99	1211.22	758.77	3.82	3.67	3.73	3.62	3.49	3.25
Western High Grown	1229.22	1283.61	1334.28	1201.88	1425.63	792.23	4.16	4.10	4.07	3.89	4.11	3.40
CTC High Grown	1191.10	1170.25	989.19	1129.13	1244.05	663.96	4.03	3.74	3.02	3.65	3.58	2.85
High Grown (Summary)	1189.33	1241.69	1296.36	1179.46	1367.33	782.78	4.03	3.97	3.96	3.82	3.94	3.36
Uva Medium Grown	1133.78	1139.67	1256.09	1164.30	1196.02	794.25	3.84	3.64	3.84	3.77	3.44	3.41
Western Medium Grown	1033.90	1059.64	1110.12	1112.60	1176.40	698.58	3.50	3.39	3.39	3.60	3.39	3.00
CTC Medium Grown	967.76	1095.76	1024.10	970.19	1127.13	593.21	3.28	3.50	3.13	3.14	3.25	2.54
Medium Grown (Summary)	1068.69	1085.04	1161.00	1127.92	1182.27	726.97	3.62	3.47	3.55	3.65	3.41	3.12
Orthodox Low Grown	1324.77	1330.79	1482.73	1409.93	1469.84	908.67	4.49	4.25	4.53	4.56	4.23	3.90
CTC Low Grown	964.33	995.90	952.38	1041.63	1026.06	588.64	3.27	3.18	2.91	3.37	2.96	2.52
Low Grown(Summary)	1299.80	1309.91	1445.95	1384.55	1444.99	885.19	4.40	4.19	4.42	4.48	4.16	3.80
Total	1228.35	1259.69	1370.54	1299.60	1389.08	837.00	4.16	4.03	4.18	4.21	4.00	3.59

Source: Oanda Exchange Rates

Source: MSL - Averages

SRI LANKA TEA PRODUCTION (M/KGS)

MARCH 2024

Elevation	CTC		CHANGE 23/24		ORTHODOX		CHANGE 23/24		TOTAL		CHANGE 23/24	
	2024	2023	Actual	%	2024	2023	Actual	%	2024	2023	Actual	%
HIGH	528,360	402,832	0.13	31.16	4,326,363	4,438,149	-0.11	-2.52	4,854,723	4,840,981	0.01	0.28
MEDIUM	550,355	617,374	-0.07	-10.86	3,216,158	2,875,508	0.34	11.85	3,766,513	3,492,882	0.27	7.83
LOW	815,750	893,819	-0.08	-8.73	9,953,218	12,809,812	-2.86	-22.30	10,768,968	13,703,631	-2.93	-21.42
GREEN TEA	000	000	0.00	N/A	000	000	0.00	N/A	176,731	248,211	-0.07	-28.80
T/B Adjustment	000	000	0.00	N/A	000	000	0.00	N/A	00	00	00	00
TOTAL	1,894,465	1,914,025	-0.02	-1.02	19,566,935	22,285,705	-2.72	-12.20	21,638,131	24,447,941	-2.81	-11.49
HIGH	1,331,831	402,832	0.93	230.62	11,452,539	4,129,416	7.32	177.34	12,961,101	4,780,459	8.18	171.13
MEDIUM	1,591,810	617,374	0.97	157.84	8,290,519	2,837,561	5.45	192.17	10,059,060	3,703,146	6.36	171.64
LOW	2,529,683	852,123	1.68	196.87	32,459,035	12,248,754	20.21	165.00	35,165,449	13,349,088	21.82	163.43
GREEN TEA	000	000	0.00	N/A	000	000	0.00	N/A	510,001	248,211	0.26	105.47
T/B Adjustment	000	000	0.00	N/A	000	000	0.00	N/A	00	00	00	00
TOTAL	5,453,324	1,872,329	3.58	191.26	58,165,418	19,215,731	38.95	202.70	64,128,743	21,336,271	42.79	200.56

JANUARY - MARCH 2024

Elevation	CTC		CHANGE 23/24		ORTHODOX		CHANGE 23/24		TOTAL		CHANGE 23/24	
	2024	2023	Actual	%	2024	2023	Actual	%	2024	2023	Actual	%
HIGH	1,331,831	1,093,954	0.24	21.74	11,452,539	11,488,149	-0.04	-0.31	12,784,370	12,582,103	0.20	1.61
MEDIUM	1,591,810	1,580,681	0.01	0.70	8,290,519	7,348,991	0.94	12.81	9,882,329	8,929,672	0.95	10.67
LOW	2,529,683	2,495,769	0.03	1.36	32,459,035	34,906,547	-2.45	-7.01	34,988,718	37,402,316	-2.41	-6.45
GREEN TEA	000	000	0.00	N/A	000	000	0.00	N/A	510,001	600,280	-0.09	-15.04
T/B Adjustment	000	000	0.00	N/A	000	000	0.00	N/A	00	00	00	00
TOTAL	5,453,324	5,170,404	0.28	5.47	58,165,418	59,514,371	-1.35	-2.27	64,128,743	64,932,986	-0.80	-1.24

WORLD TEA PRODUCTION (M/KGS)

	2022	2023	2024	TODATE			DIFFERENCE +/-	
				2022	2023	2024	2022 vs 2023	2023 vs 2024
Mar								
Sri Lanka	22.2	22.3	19.6	63.3	59.5	58.2	-3.8	-1.3

	2022	2023	2024	TODATE			DIFFERENCE +/-	
				2022	2023	2024	2022 vs 2023	2023 vs 2024
Feb								
Kenya	40.9	32.7	55.4	89.8	87.6	114.4	-2.2	26.8
Bangladesh	0.03	0.05	0.04	0.54	0.41	0.22	-0.13	-0.19

	2022	2023	2024	TODATE			DIFFERENCE +/-	
				2022	2023	2024	2022 vs 2023	2023 vs 2024
Jan								
South India	16.2	13.6	17	16.2	13.6	17	-2.6	3.4
Malawi	4.8	6.4	7.2	4.8	6.4	7.2	1.6	0.8

	2021	2022	2023	TODATE			DIFFERENCE +/-	
				2021	2022	2023	2021 vs 2022	2022 vs 2023
Dec								
North India	50.8	50	59.8	1108	1134.5	1131.7	26.5	-2.8

DETAILS OF AWAITING SALE

SALE NO : 17

Scheduled for 29TH/30TH APRIL 2024

	LOTS	QUANTITY
ExEstate	756	733,004
High & Medium	1,833	826,846
Leafy	1,902	701,998
Semi Leafy	1,247	502,851
Tippy	1,873	865,626
Premium Flowery	341	48,905
OffGrades	2,263	1,126,489
Dust	534	455,902
Total	10,749	5,261,621
RePrint	872	410,920

06/05/2024

Buyers Prompt

07/05/2024

Sellers Prompt

This sale last year
Sale No. 17 | 02ND/03RD MAY 2023

Lots :11,310
Re-print Lots :826
Quantity :5,989,543 kgs
Re-print Quantity :418,294 kgs

LOW GROWN CATALOGUES

Violations Excluded

04/04/2024

LEAFY
Closed

SEMI-LEAFY
Closed

TIPPY
Closed

OTHER MAIN SALE CATALOGUES

04/04/2024

HIGH & MEDIUM
Closed

PREMIUM FLOWERY
Closed

OFF GRADES
Closed

NO .OF PKGS
140,014

CTC
9,980 Pkgs - 529,165 kgs

ORDER OF SALE

Ex-Estate	LG Large Leaf//Semi Leafy/LG Small Leaf/BOP1A/ Premium	High & Medium/Off Grade /Dust
EB	FW	BC
FW	JK	AS
AS	LC	LC
MB	AS	MB
BC	BC	FW
LC	EB	EB
JK	CTB	JK
CTB	MB	CTB

Approx Selling time of
F&W Catalogues

29TH

APRIL 2024

8.30am	Low Grown - Leafy Teas
8.30am	Low Grown - Semi Leafy Teas
8.30am	Low Grown - Tippy Teas
12.30pm	Main Sale - High & Medium
4.30pm	Premium Flowery
5.00pm	BOP1A

30TH

APRIL 2024

8.30am	Off Grades
9.00am	Ex-Estate
1.00pm	Dust

BC - Bartleet Produce Marketing (Pvt) Ltd FW - Forbes & Walker Tea Brokers (Pvt) Ltd

LC - Lanka Commodity Brokers (Pvt) Ltd AS - Asia Siyaka Commodities PLC

EB - Eastern Brokers Ltd JK - John Keells PLC

CTB - Ceylon Tea Brokers PLC MB - Mercantile Produce Brokers (Pvt)Ltd

DETAILS OF AWAITING SALE

SALE NO : 18
Scheduled for 07TH/08TH MAY 2024

	LOTS	QUANTITY
ExEstate	721	742,031
High & Medium	1,732	802,844
Leafy	1,744	653,993
Semi Leafy	988	403,326
Tippy	1,668	780,469
Premium Flowery	320	48,889
OffGrades	2,142	1,042,372
Dust	517	437,925
Total	9,832	4,911,849
RePrint	737	321,954

14/05/2024

Buyers Prompt

15/05/2024

Sellers Prompt

This sale last year
Sale No. 18 | 09TH/10TH MAY 2023

Lots	:11,302
Re-print Lots	:796
Quantity	:6,225,863 kgs
Re-print Quantity	:399,306 kgs

LOW GROWN CATALOGUES

Violations Excluded

18/04/2024

LEAFY	SEMI-LEAFY	TIPPY
Closed	Closed	Closed

OTHER MAIN SALE CATALOGUES

18/04/2024

HIGH & MEDIUM	PREMIUM FLOWERY	OFF GRADES
Closed	Closed	Closed

NO .OF PKGS
129,364

CTC
9,925 Pkgs - 535,052 kgs

CATALOGUE CLOSURE DETAILS

07/08

MAY 2024

Sale No. 18

The Ex-Estate catalogue closed on 18th April 2024, excluding violations. The Main Sale catalogues too closed on 18th April 2024, excluding violations.

14/15

MAY 2024

Sale No. 19

The Ex-Estate and Main Sale catalogues are scheduled to close on 25th April 2024.

20/21

MAY 2024

Sale No. 20

The Ex-Estate and Main Sale catalogues are scheduled to close on 03rd May 2024.

TEA MARKETS AROUND THE WORLD

MOMBASA AUCTION

22ND/23RD APRIL 2024 (SALE NO. 17)

Fair general demand for the 253,280 packages (16,928,042.00 kilos) available in the market with 41.57% neglected.

MARKETS

Bazaar, Pakistan Packers and Afghanistan lent more support but at lower levels while Egyptian Packers and UK maintained activity. Yemen and other Middle Eastern countries showed reduced enquiry with Russia, Kazakhstan and other CIS states selective. Sudan and Local Packers reduced interest with Iran quiet. Somalia maintained activity at the lower end of the market.

OFFERINGS

Leaf Grades - 155,900 packages (10,197,210.00 kilos) - 49.82% unsold.

Dust Grades - 72,780 packages (5,447,468.00 kilos) - 31.05% unsold.

Secondary Grades - 24,600 packages (1,283,364.00 kilos) - 20.41% unsold.

LEAF GRADES (M2)

BP1:

Best - Were firm to easier by up to USC39.

Brighter - Varied between steady to USC3 dearer with select teas appreciating by up to USC29 to easier by up to USC10.

Mediums - KTDA mediums were a weak feature with only a few lines at last levels while most teas remained unsold. Plantation mediums were firm to dearer by up to USC13.

Lower Medium - Saw improved enquiry and were steady to USC25 dearer with selected lines gaining USC35 but a few invoices lost up to USC25.

Plainer - Irregular ranging between steady to USC16 above last levels to USC12 easier.

PF1:

Best - Lost up to USC23.

Brighter - Were firm to USC13 easier.

Mediums - KTDA mediums were steady with select invoices gaining USC25 and USC26. Plantation mediums were irregular ranging between firm to USC13 dearer to easier by up to USC9.

Lower Medium - Varied between USC11 above previous levels to easier by up to USC16.

Plainer - Were irregular with some teas appreciating by up to USC12 while others shed up to USC18.

CTC QUOTATIONS	BPI - USC	PFI - USC
<i>Best</i>	255 - 290	300 - 412
<i>Good</i>	255 - 290	280 - 332
<i>Good Medium</i>	255 - 265	262 - 326
<i>Medium (KTDA)</i>	250 - 252	244 - 302
<i>Medium (Plantations)</i>	130 - 164	116 - 216
<i>Lower Medium</i>	100 - 172	100 - 154
<i>Plainer</i>	052 - 111	045 - 115

DUST GRADES (M1)

PDUST:

Best - Irregular varying between steady to USC24 dearer to easier by up to USC17.

Brighter - Were firm to easier by up to USC21.

Mediums - KTDA mediums were mostly steady at previous levels but a few teas lost up to USC27 with plantation mediums ranging between firm to USC9 dearer to easier by up to USC48.

Lower Medium - Were irregular and varied between firm to USC13 dearer to USC17 below last prices.

Plainer - Ranged between USC24 dearer to easier by USC18.

DUST1:

Best - Saw some teas appreciate by up to USC12 while others shed up to USC5.

Brighter - A few invoices advanced up to USC16 with most lines firm to easier by a similar margin.

Mediums - KTDA mediums varied between steady to USC4 dearer to up to USC10 below last rates while plantation mediums lost up to USC22.

Lower Medium - Met improved enquiry gaining up to USC25, a few lines however were easier by up to USC22.

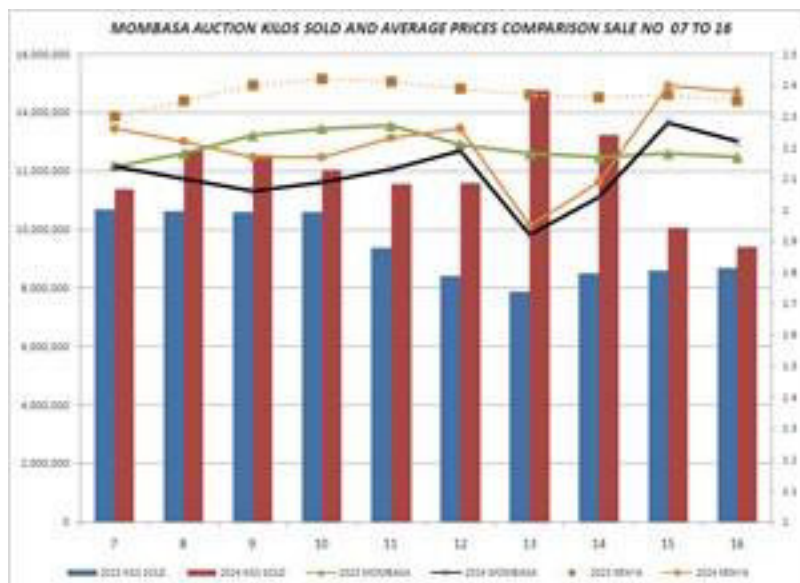
Plainer - Were steady to USC12 dearer.

CTC QUOTATIONS	PDUST - USC	DUST1 - USC
<i>Best</i>	300 - 454	304 - 345
<i>Good</i>	290 - 315	288 - 321
<i>Good Medium</i>	280 - 315	280 - 323
<i>Medium (KTDA)</i>	258 - 285	245 - 267
<i>Medium (Plantations)</i>	106 - 202	126 - 236
<i>Lower Medium</i>	110 - 176	107 - 179
<i>Plainer</i>	070 - 134	058 - 134

SECONDARY GRADES(S1)

In the Secondary sale, BPs were irregular with best types dearer while PFs held value. Clean well sorted coloury Fannings were about steady with similar

SECONDARY QUOTATIONS (USC)	BP/BP2	PF/PF2	FNGSI/FNGS	DUST/DUST2	BMF
Best/Good	180 - 272	190 - 270	105 - 234	106 - 317	-
Good Medium/Medium	-	-	125 - 148	125 - 249	-
Lower Medium	078 - 128	060 - 123	076 - 122	038 - 122	060 - 084
Plainer	052 - 107	050 - 104	054 - 094	046 - 102	052 - 088



Courtesy - Africa Tea Brokers Limited.

TEA MARKETS AROUND THE WORLD

COONOR AUCTION

18TH APRIL 2024 (SALE NO. 16)

CTC LEAF

DEMAND: Reduced demand and further depleted as the sale progressed.

MARKET: The total CTC leaf teas sold this week was 74.40% (929,452.20kgs) of the total offering of 1,249,271.76Kgs.

LARGER BROKEN: Best & good liquoring larger broken met with subdued demand and only a few lots sold at substantially lower prices. Remaining category larger broken though sold in larger percentage prices eased between Rs. 1 to Rs. 3.

MEDIUM BROKEN: Only a limited volume of best and good categories only sold at easier prices, Larger percentage of teas in this category continue to remain unsold. Better medium, medium & plainer teas sold barely steady however as the sale progressed demand started depleting and larger volumes of teas went unsold.

SMALLER BROKEN: Select invoices in the top end sold barely steady, however larger volume sold substantially easier particularly at the lower end of the best category. Good teas eased by Rs. 3 to 5. Better medium, smaller broken saw an easier market by Rs. 2 to 8 with larger volume of teas remained unsold especially as the sale progressed, whilst the medium and plainer teas sold barely steady with the browner and fibrous sorts discounted.

FANNING : Less demand on the best teas with the market substantially easier. Good teas saw a huge fall in demand with a larger percentage of good teas remaining unsold and better medium teas witnessing a price drop of up to Rs. 5. Medium & plainer teas fetched barely steady prices.

ORTHODOX LEAF

DEMAND: Good demand.

MARKET: The high grown whole leaf grades sold barely to easier. The high grown broken sold firm. Fanning saw irregular prices. Other whole leaf, broken & fanning sold at irregular price levels.

CTC DUST

DEMAND: - Good Demand.

MARKET: CTC dust offer this week was at 370,062.90kgs of which 292,973.21kgs were sold (79.17%).

PD: Best category PD met with firm to dearer prices selectively on quality and competition. Good teas sold fully firm. Remainders sold at barely steady prices.

RD: Best & Good category sold substantially easier based on quality. Better medium, medium and plainer teas sold barely steady.

ORTHODOX DUST

DEMAND: - Good demand.

MARKET: High grown primary dust continues to sell at irregularly easier prices with few unsold lots. Secondary teas sold barely steady. Other category primary dust sold easier by Rs. 4 to 7. Secondary grades sold barely steady, powdery and fibrous sorts were discounted.

Courtesy - J.Thomas & Co. Pvt. Ltd.

TEA MARKETS AROUND THE WORLD

MALAWI AUCTION

24TH APRIL 2024

Selective demand continued this week for the 7880 packages on offer.

BP1 were neglected.

PF1 - Few selected invoices sold at firm to 29USC dearer, balance were taken out without bids.

PD were firm to 2USC easier on last where sold.

D1 held firm to 4USC dearer.

PF1SC - Selected invoices fetched firm to 40USC dearer.

Secondaries met selective interest and were up to 2USC easier where sold.

Courtesy - TEA BROKERS CENTRAL AFRICA LIMITED

KOLKATA AUCTION

23RD APRIL 2024 (SALE NO. 17)

Good demand. Good and best Assams are selling in line with quality. Remainder irregularly easier. Good Dooars are tending easier. Medium and plainer Dooars are barely steady to easier. Western India - Operating, Exporters - Selective. Internal / Local - Operating Based on JT Catalogue.

Courtesy - ASSOCIATED BROKERS PVT. LTD, KOLKATA

GUWAHATI AUCTION

23RD APRIL 2024 (SALE NO. 17)

Fair demand. Good liquoring teas are selling at irregular levels in line with quality. Remainder tending easier . (ABL- 67%).

HUL selective. Western India active. Internal/ Exporters operating.

Courtesy - ASSOCIATED BROKERS PVT. LTD.

COCHIN AUCTION

23RD APRIL 2024 (SALE NO. 17)

CTC DUST

DEMAND: Liquoring teas - strong

REST - Fair (83% sold)

MARKET: Liquoring teas dearer. The rest irregular and sometimes easier and witnessed some withdrawal

Especially browner teas.

BUYING PATTERN - AVT Continued to be active on good liquoring teas. Devgiri tea & produce confined to srd grade. Only and absorbed lesser quantity compared to last week. M/s.shri shakthi associates and Dharmesh traders lent useful support. Kerala loose tea traders and upcountry buyers lent fair Support. Exporters subdued and confined to bottom of the market. All blenders together Absorbed 65% of the total ctc quantity sold.

ORTHODOX DUST

DEMAND: Good (100% sold)

MARKET: All grades firm to dearer

BUYING PATTERN: Exporters were the main stake holder.

Courtesy - FORBES, EWART & FIGGIS PVT. LTD

BANGLADESH AUCTION

The above market report details were not available at the time of printing this publication.